

## Description **SGSC-SEB13A12-23F:**

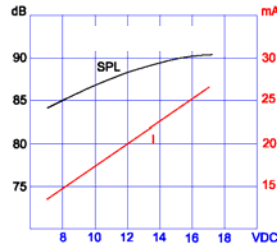
SMD Electro-magnetic Buzzer 12.8 mm(<13mm) diameter, type A(=10mm height), 12VDC rated voltage – 2,3KHz resonant frequency lead Free Reflowing Solderable and RoHS compliance

- RoHS compliance
- Small size
- Flame Retardant Plastic

### Picture



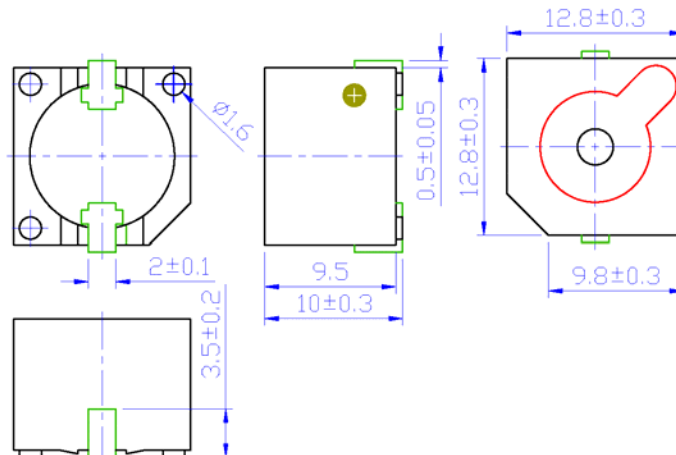
### Characteristics



### Specification

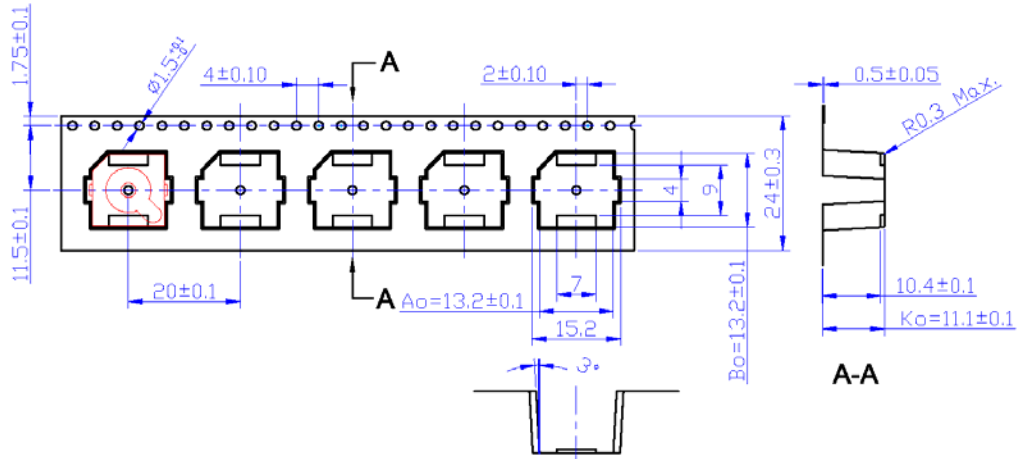
<b>Rated Voltage</b>	12 VDC
<b>Operating Voltage</b>	8 ~ 15 VDC
<b>Operating Frequency</b>	2300+/-300Hz
<b>Sound Output</b>	85dB min. at 12 VDC, 10cm at 25 °C
<b>Rated Current</b>	30 mA max. at 12 VDC
<b>Operating Temperature</b>	-30 °C to +85 °C
<b>Storage Temperature</b>	-40 °C to +90 °C
<b>Termination</b>	
<b>Description</b>	2 soldering pads, Sn plated Brass
<b>Termination Strength</b>	Maximum of 9.8N load pull test, applied to each terminal in axial direction for 10 seconds
<b>Construction Materials</b>	
<b>Case</b>	Plastic, PPS A7-03A
<b>Diaphragm</b>	Ni Alloy Disc N50
<b>Weight (Typical)</b>	2.9 g
<b>Reliability</b>	
<b>*Life Test</b>	At 12 VDC in room temperature continuously for 1,000 hours
<b>*High Temperature</b>	No function at +90+/-2 °C for 96 hours; Function at +85+/-2 °C for 96 hours
<b>*Low Temperature</b>	No function at -40+/-2 °C for 96 hours; Function at -30+/-2 °C for 96 hours
<b>*Humidity</b>	25+/-2 °C, 90-95%RH, 5hr→up to 55+/-2 °C, 90-95%RH, 0.5hr →55+/-2 °C, 90-95%RH, 5hr→down to 25+/-2 °C, 90-95%RH, 0.5hr, 10 cycles
<b>*Thermal Shock</b>	-40+/-2 °C, 30min→+20 °C, 15min, →+85+/-2 °C, 30min→+20 °C, 15min, 5 cycles Temperature Go up or Drop time is 0.5 hr. 3 hrs per 1 cycle. Total is 5 cycles
<b>*Vibration</b>	1.5mm with 10 to 50Hz of vibration frequency to each of 3 perpendicular directions for 2 hours
<b>*Shock</b>	98m/s <sup>2</sup> (=10g) shock for each mutually perpendicular directions, half sine wave, 3 times each
<b>*Drop Test</b>	Dropped naturally from 750mm height onto the surface of 10mm wooden board. 2 directions – upper and side of the part are applied
<b>*Soldering Heat Resistance</b>	Samples put through reflowing soldering oven 2 twice
<b>**Solderability</b>	Samples put on PCB with solder paste through reflowing soldering oven 1 times
<b>Warranty</b>	For a period of one (1) year from date of manufacture under normal operations
	*All specifications must be satisfied after the test (Recovery:2 to 4 hrs of recovery under the standard condition after the removal from test chamber). **90% min. soldering pads shall be with solder.(except the edge of pad)

### Dimensions (Unit: mm)



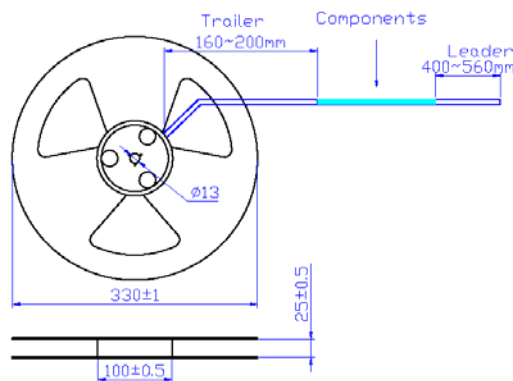


## Tape & Reel Dimensions (Unit:mm)



### NOTE:

1. 10 sprocket hole pitch cumulative tolerance  $\pm 0.20$ mm.
2. Carrier camber not to exceed 1 mm in 100 mm.
3. A0 and B0 measured on a plane on a place 0.30mm above the bottom of the pocket.
4. K0 measured from a plane on the inside bottom of the pocket to the top surface of the carrier.
5. All dimensions meet EIA-481-2-A requirements.
6. Component load per 13" Reel: 300 pcs.



## Recommend Reflowing Profile

