




Description **SGSC-SET10B05-4027F**

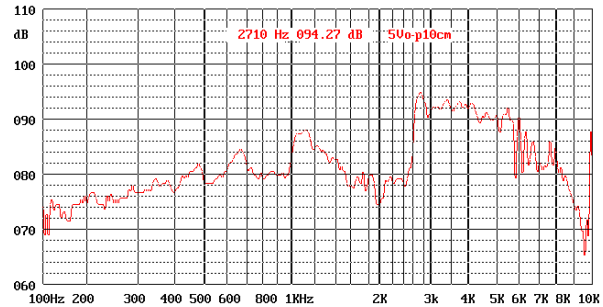
SMD Electro-magnetic Transducer 10mm diameter,
type B(=3,5 mm height)
5 Vo-p rated voltage, 40 Ω coil resistance
– 2,71 KHz resonant frequency
Lead Free Reflowing solderable and RoHS compliance

- RoHS compliance
- Small size
- Flame Retardant Plastic
- Tape and reel packaging for auto mounting

Picture



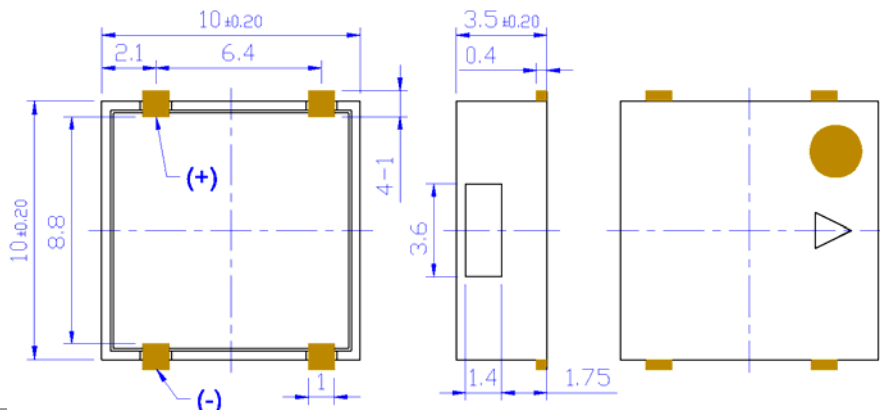
Characteristics



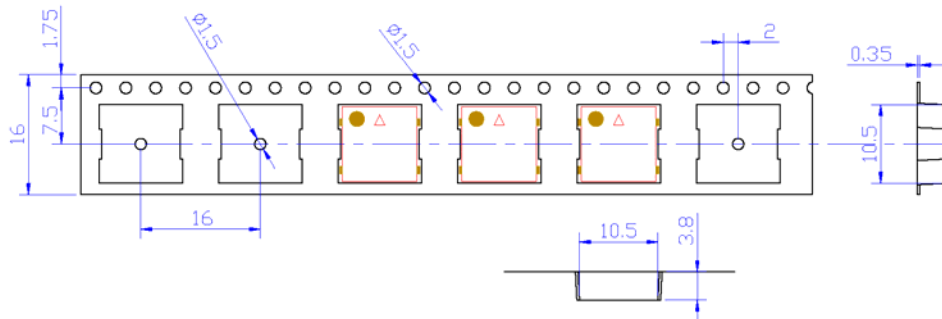
Specification

Rated Voltage	5 Vo-p square wave, 1/2 duty square wave
Operating Voltage	4~7 Vo-p square wave, 1/2 duty square wave
Operating Frequency	2710+/-500Hz
Coil Resistance	40+/-3 Ω
Sound Output	88 dB at 5Vo-p square wave, 1/2 duty square wave, 10cm
Rated Current	80 mA max. at 5 Vo-p square wave, 1/2 duty square wave
Operating Temperature	-30 °C to +85 °C
Storage Temperature	-40 °C to +90 °C
Termination	
Description	2 soldering pads, Gold plated Brass
Construction Materials	
Case	Plastic, LCP Vectra E130i
Diaphragm	Ni Alloy Disc N50
Weight (Typical)	0.6 g
Reliability	
*Life Test	At 5 Vo-p in room temperature continuously for 1,000 hours
*High Temperature	No function at +90+/-2 °C for 96 hours; Function at +85+/-2 °C for 96 hours
*Low Temperature	No function at -40+/-2 °C for 96 hours; Function at -30+/-2 °C for 96 hours
*Humidity	25+/-2 °C, 90-95%RH, 5hr→up to 55+/-2 °C, 90-95%RH, 0.5hr →55+/-2 °C, 90-95%RH, 5hr→down to 25+/-2 °C, 90-95%RH, 0.5hr, 10 cycles
*Thermal Shock	-40+/-2 °C, 30min→+20 °C, 15min, →+85+/-2 °C, 30min→+20 °C, 15min, 5 cycles Temperature Go up or Drop time is 0.5 hr. 3 hrs per 1 cycle. Total is 5 cycles
*Vibration	1.5mm with 10 to 50Hz of vibration frequency to each of 3 perpendicular directions for 2 hours
*Shock	98m/s ² (=10g) shock for each mutually perpendicular directions, half sine wave, 3 times each
*Drop Test	Dropped naturally from 750mm height onto the surface of 10mm wooden board. 2 directions – upper and side of the part are applied
*Soldering Heat Resistance	Samples put through reflowing soldering oven 2 twice
**Solderability	Samples put on PCB with solder paste through reflowing soldering oven 1 times
Warranty	For a period of one (1) year from date of manufacture under normal operations *All specifications must be satisfied after the test (Recovery:2 to 4 hrs of recovery under the standard condition after the removal from test chamber). **90% min. soldering pads shall be with solder.(except the edge of pad)

Dimensions (Unit: mm)

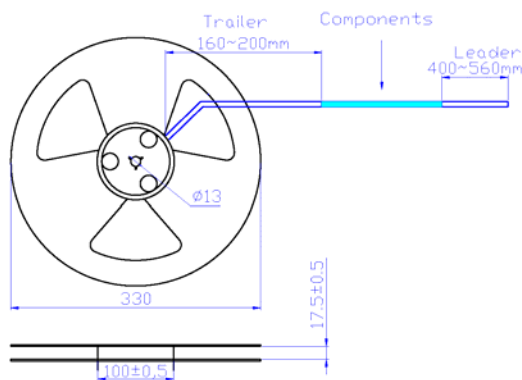


Tape & Reel Dimensions (Unit:mm)



NOTE:

1. 10 sprocket hole pitch cumulative tolerance ± 0.20 mm.
2. Carrier camber is 1 mm in 100 mm.
3. A0 and B0 measured on a plane on a plane 0.30mm above the bottom of the pocket.
4. K0 measured from a plane on the inside bottom of the pocket to the top surface of the carrier.
5. All dimensions meet EIA-481-2-A requirements.
6. Component load per 13" Reel: 1,000 pcs.



Recommend Reflowing Profile as per IPC/JEDEC J-STD-020D

